







ASSEMBLY INSTRUCTIONS

CAUTION :

THIS ITEM IS MADE OF LAMINATED PARTICLE BOARD AND MEDIUM DENSITY FIBRE BOARD . TO BE ASSEMBLED ON A DRY, SOFT, SMOOTH AND CLEAN SURFACE . DO NOT USE DETERGENT OR CHEMICAL. AVOID DAMP AND DIRECT SUNLIGHT.

DM-011

END TABLE

STEP 1	CHECK YOUR HARDWARE	DM-011
	SCREW #9 X 1 1/2"	16PCS
	SCREW M4 X 20	4PCS
	LEG STUD	4PCS
	EURO BOLT	4PCS
	HOUSING D12/9.5	4PCS
	WOOD DOWEL M6 X 25	4PCS

TOOLS REQUIRED :

	HAMMER		SCREW DRIVER
---	--------	---	--------------

